

EXECUTIVE SUMMARY

MEMBER HEALTH NEEDS ASSESSMENT



In summer and fall 2017, more than 6,000 CalOptima members, service providers and community representatives participated in one of the most extensive and inclusive member health needs assessments (MHNA) undertaken by CalOptima in its 20-plus year history. The MHNA provides data critical to ensuring that CalOptima can continue to address the challenges faced by its members and meet its mission to provide members with access to quality health care services delivered in a cost-effective and compassionate manner.

CalOptima participates in numerous efforts to assess the health of Orange County's residents and create community-driven plans for improving the health of the Medi-Cal population. Some examples are detailed below.

- The 2013 Orange County Health Profile, produced by the Orange County Health Care Agency, highlighted key health indicators as well as other social, economic and environmental indicators that impact health conditions in groups of people based on economics, race, ethnicity, gender, age and geography.
- The 2016 Orange County Community Indicators Report tracked and analyzed Orange County's health and prosperity on a myriad of issues.
- The 2017 Conditions of Children in Orange County Report offered a comprehensive and detailed summary of how children in Orange County fair in the areas of health, economic well-being, educational achievement, and safe homes and communities.
- CalOptima's Group Needs Assessment, conducted every five years with annual updates in between, identifies members' needs, available health education, cultural and linguistic programs, and gaps in services.

When combined, these assessments provide a broad picture of important health information in Orange County. However, they do not focus specifically on Medi-Cal beneficiaries or on ethnic and linguistic minorities within this population, whose health needs are at the core of CalOptima's mission. For this reason, CalOptima undertook this comprehensive MHNA, summarized on the following pages.

By the Numbers

5,815
Surveys

31
Focus Groups

24
Stakeholder
Interviews

21
Provider
Surveys

10
Languages

Birth–101
Years of Age

CalOptima's comprehensive MHNA is an innovative collaboration that builds upon existing data-gathering efforts and takes them a step further. The study was designed to be a more comprehensive assessment, using engaging methods that resulted in a much more personal experience for our members and the community. The MHNA captures the unique and specific needs of Medi-Cal beneficiaries from an array of perspectives, including providers, community leaders and, most importantly, the members themselves. As a result, this in-depth study offers actionable recommendations for consideration by the CalOptima Board of Directors and executive leadership.

The MHNA was designed to help CalOptima identify:

- 1 Unique needs and challenges of specific ethnic communities, including economic, social and environmental stressors, to improve health outcomes
- 2 Challenges to health care access and how to collaborate with community-based organizations and providers to address these barriers
- 3 Member awareness of CalOptima services and resources, and effective strategies to increase awareness as well as disseminate information within target populations
- 4 Ways to leverage outreach efforts by partnering with community-based organizations on strategic programs

Our Partners

To guide the direction of the study, CalOptima established an MHNA Advisory Committee made up of community-based representatives. The committee then engaged CalOptima staff and Harder+Company Community Research (Harder+Company), in partnership with the Social Science Research Center (SSRC) at California State University, Fullerton. A summary of their qualifications to participate in this extensive effort is below.

Harder+Company was founded in 1986 and works with philanthropic, nonprofit and public-sector clients nationwide to reveal new insights about the nature and impact of clients' work. Harder+Company has a deep commitment to lifting the voices of marginalized and underserved communities — and working across sectors to promote lasting change. In addition, Harder+Company offers extensive experience working with health organizations to plan, evaluate and improve services for vulnerable populations, along with deep experience assisting hospitals, health departments and other health agencies on a variety of efforts, including conducting needs assessments, engaging and gathering meaningful input from community members, and using data for program development and implementation.

SSRC was established in 1987 to provide research services to community organizations and research support to university faculty. The center's primary goal is to assist nonprofit and tax-supported agencies and organizations to answer research questions that will lead to improved service delivery and public policy. The SSRC conducts surveys, evaluation research and other applied research activities to meet its clients' information needs. The center conducts multilingual telephone surveys from its 24-station computer-assisted telephone interviewing lab, as well as web-based, mailed and face-to-face surveys. In the past 10 years, SSRC has successfully completed 200 telephone survey projects using a variety of sample designs in diverse areas of focus, such as health care, public safety, education, workforce development and pregnancy prevention.



Due to strong partnerships with the community, the 2017 MHNA engaged members who may be hard to reach. We are proud that our efforts included:

- Young adults on the autism spectrum
- People with disabilities
- Homeless families and children
- High school students
- Working parents
- New and expectant mothers
- LGBTQ teens
- Farsi-speaking members of faith-based groups
- PACE participants
- Chinese-speaking parents of children with disabilities

More Comprehensive

To represent CalOptima's nearly 800,000 members, an in-depth analysis was performed to uncover their unique needs and challenges. An oversampling was thoughtfully incorporated in the calculation of responses needed to achieve a true statistical representation of the Orange County Medi-Cal population. For the mailed survey, more than 42,000 members were selected within a specific sampling frame that included language, age range and region.

With the oversampling, the aim was to collect 4,000 responses with targets for each subgroup. The final data collection results were far beyond the goal in every subgroup. More than 6,000 members, providers and community stakeholders provided information, experiences and insights to the MHNA.

The assessment gathered responses from all geographic areas of Orange County, across all age groups and 10 languages. Additionally, the assessment reached new groups of members whose voices have rarely been sought out or heard before, such as young adults with autism, people with disabilities and homeless families with children.

Ultimately, the assessment concentrated on the underlying social determinants of health that have been recognized as factors that impact the health of individuals. The MHNA probed a broader view of members' lives beyond immediate health care needs to explore issues related to:

- | | |
|---|--|
| <input checked="" type="checkbox"/> Hunger | <input checked="" type="checkbox"/> Community engagement |
| <input checked="" type="checkbox"/> Child care | <input checked="" type="checkbox"/> Family relationships |
| <input checked="" type="checkbox"/> Economic stress | <input checked="" type="checkbox"/> Mental health |
| <input checked="" type="checkbox"/> Housing status | <input checked="" type="checkbox"/> Personal safety |
| <input checked="" type="checkbox"/> Employment status | <input checked="" type="checkbox"/> Domestic violence |
| <input checked="" type="checkbox"/> Physical activity | <input checked="" type="checkbox"/> Alcohol and drug use |

*More than **6,000** members, providers and community stakeholders provided information, experiences and insights to the MHNA.*

More Engaging

The MHNA used a mixed-methods approach to engage members who generally have been underrepresented in previous assessments as well as community stakeholders who work directly with the Medi-Cal population. The data collection effort was extensive, incorporating both qualitative and quantitative methods and going beyond previous processes in Orange County. The mixed-methods approach consisted of the following:

Member Survey

5,815 members completed an in-depth 50-question survey that was available in each of CalOptima's seven threshold languages, including English, Spanish, Vietnamese, Korean, Farsi, Chinese and Arabic. As described further below, three additional languages that are less common in Orange County were also incorporated to ensure the assessment was comprehensive. Most surveys were completed and returned via mail (86 percent), with 9 percent completed via telephone and 5 percent online. Telephone calls were made to reach members who were homeless or more transient and may not have a permanent address. An online survey was offered for members' convenience.

Provider Survey

An online survey of 20 questions was sent to a broad sample of providers in CalOptima's network to seek insight on the challenges that members face. Providers identified what they perceive as the top problems for Medi-Cal members as well as barriers for these members in accessing health care. There were 21 network or physician medical groups that completed the provider survey.

Focus Groups

31 focus groups were conducted with members in partnership with community-based organizations across Orange County. Focus groups allowed for face-to-face conversations with members in comfortable and familiar environments, which helped to foster organic, open-ended discussions where members felt safe to share their thoughts. The discussions were conducted in CalOptima's seven threshold languages, as well as Cambodian, Marshallese and American Sign Language. Focus group conversations covered numerous key topics, including quality of life, community assets, barriers to accessing care, violence, behavioral health, chronic disease, and health practices, such as healthy eating and active living.

Key Stakeholder Interviews

24 leaders from community-based organizations participated in the interviews. Those chosen for the study have direct interactions with Medi-Cal members or serve as advocates for Orange County's vulnerable population. Interviews focused on key health issues facing Medi-Cal members, the provision of culturally competent services, and the social determinants of health, such as economic and environmental factors.

In the spirit of collaboration, individuals and groups in the community came together in a remarkable way to demonstrate their dedication to CalOptima members. Countless hours were spent planning, engaging and meeting with members. For example, in addition to serving as stakeholder interviewees, many of CalOptima's community partners reached out to members to encourage them to respond to the surveys, and they also hosted and recruited members to focus group meetings. Community organizations were invaluable in helping members feel comfortable with the process and in providing another view into members' lives. The engagement of community partners and member advocates was instrumental in the success of the MHNA.

More Personal

The MHNA aimed to give CalOptima members a more personal experience by hosting focus group conversations in familiar locations at convenient times, often evenings and weekends. These settings were intentionally selected based on members' comfort levels. Focus groups were also held at specific times to ensure that members could have their voices heard without having to miss work, school or other obligations. Focus groups were conducted in 10 languages enabling members to respond in their preferred spoken language.

Focus groups were held at:

- Apartment complexes
- Churches
- Community centers
- Schools
- Homeless shelters
- Recuperative care facilities
- PACE center
- Community clinics
- Restaurant meeting rooms

Methods

With a strong focus on engaging a representative sample of CalOptima members, Harder+Company and SSRC developed the sample frame to capture a breadth of perspectives as well as focus on the specific needs of key populations. Although the purpose of the MHNA was to assess the needs of Medi-Cal members in Orange County overall, Harder+Company and SSRC sought to gain a better understanding of the needs of CalOptima's non-English speakers by purposefully oversampling all seven subgroups. The oversampling of members designated as speaking one of the seven threshold languages ensured that CalOptima and community stakeholders can be 95 percent confident that the true population parameters for any particular subgroup will fall between +/- 5 percent of the observed sample estimate.

At more than 5,800 members, the survey response far exceeded the target number of respondents in the sampling frame. The robust response was due to a comprehensive data collection plan that included communication with members and partners in advance of sending the survey, reminder phone calls and multilingual computer-assisted telephone interviewing for members preferring to respond by phone.

Survey data was entered, monitored and quality checked by SSRC before being exported for analysis by Harder+Company. All variables were screened to determine the amount of missing data, and basic frequencies were initially computed for each question by language, region and age. To adjust for the oversampling built into the sampling frame, comprehensive statistical analysis was then completed applying weights calculated by SSRC. Additional analysis included collapsing of questions, construction of scale scores and cross-tabulations.

Exhibit 1: Distribution of Completed Surveys and CalOptima Population by Language, Region and Age

Language	Number of Completed Surveys	Percent of Completed Surveys	Percent of CalOptima Members
English	658	11.3%	55.5%
Spanish	715	12.3%	28.6%
Vietnamese	981	16.9%	10.3%
Korean	940	16.2%	1.4%
Farsi	743	12.8%	1.1%
Arabic	648	11.1%	0.6%
Chinese	731	12.6%	0.5%
Other	399	6.9%	2.0%

Region	Number of Completed Surveys	Percent of Completed Surveys	Percent of CalOptima Members
Central	2,315	39.8%	51.5%
North	1,947	33.5%	32.4%
South	1,538	26.4%	15.1%
Out of County	15	0.3%	1.0%

Age	Number of Completed Surveys	Percent of Completed Surveys	Percent of CalOptima Members
0–18 years old	1,665	28.6%	41.8%
19–64 years old	2,453	42.2%	47.2%
65 or older	1,697	29.2%	10.9%

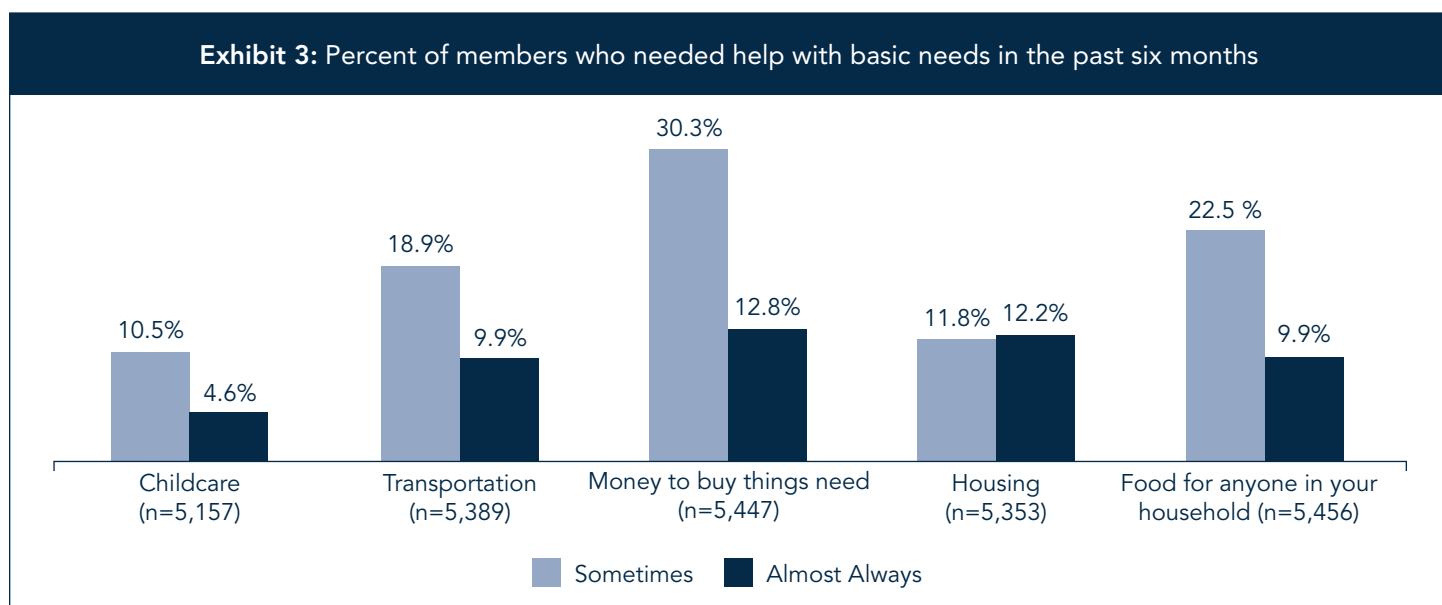
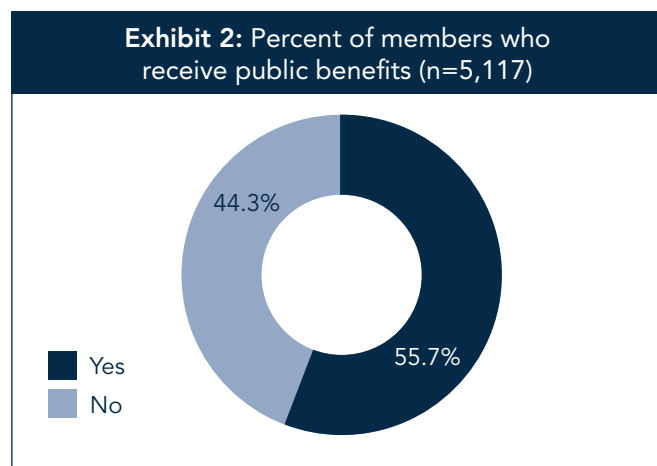
KEY FINDINGS

Given the scope and depth of the study, the MHNA revealed many key findings, which will all be included in the final, comprehensive report. This Executive Summary shares five **key findings**, including related **bright spots** and **opportunities**. Bright spots are CalOptima and community-based resources that already serve to support health behaviors and outcomes. CalOptima can nurture, leverage and build upon these assets. **Opportunities** are areas that CalOptima and its partners can strengthen to positively impact the health and well-being of members.

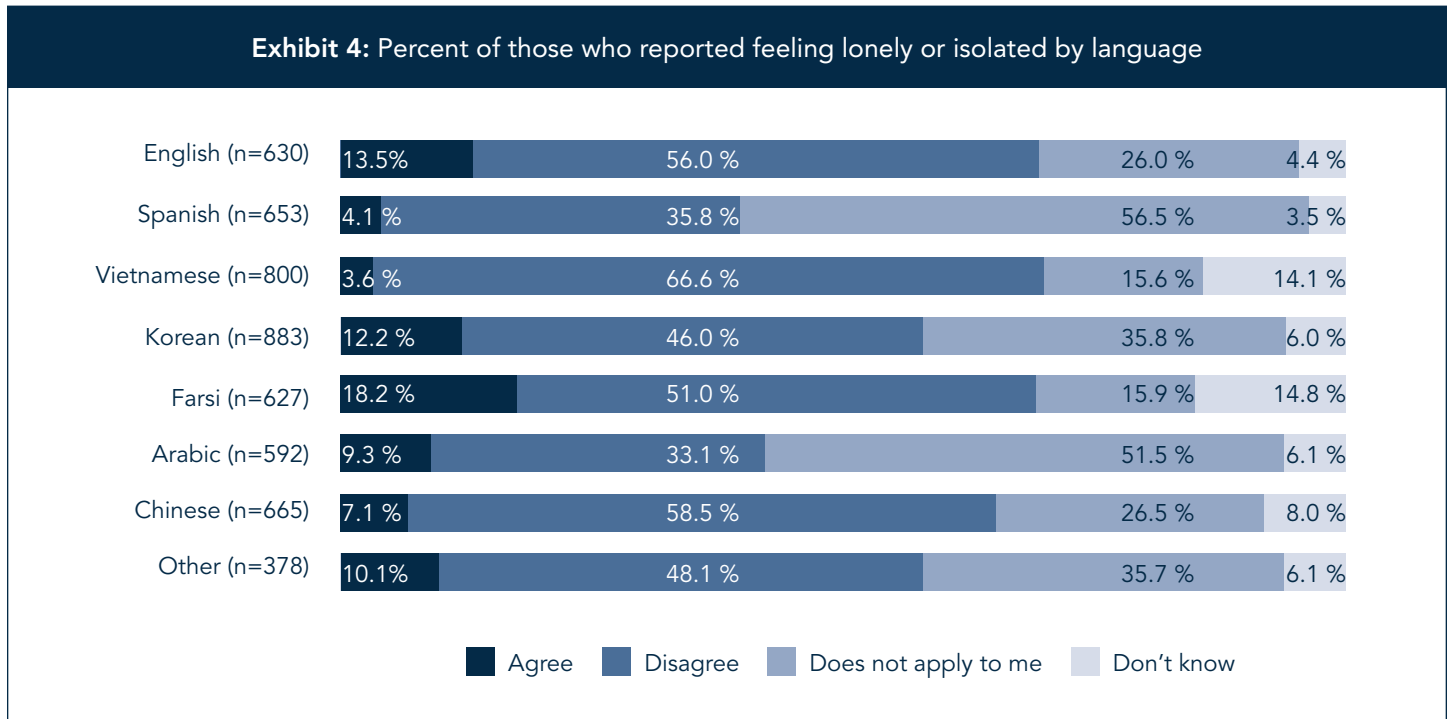
KEY FINDING: SOCIAL DETERMINANTS OF HEALTH

Financial stressors, social isolation and safety concerns impact the overall health and well-being of CalOptima members.

Given that Medi-Cal eligibility is income-based, it is not surprising that many CalOptima members struggle with economic insecurity. In fact, 55.7 percent of members receive some form of public benefits (Exhibit 2). Further, in the past six months, more than one-quarter of members indicated they needed help with food (32.4 percent), housing (24 percent), money to buy things they need (43.1 percent) and transportation (28.8 percent) (Exhibit 3). Economic stress and financial insecurity cause members and their families to make tradeoffs, such as living in more dense and overcrowded housing with limited space for play and exercise, buying cheaper but less healthy food, or not going to the doctor despite wanting to.



Social isolation negatively impacts the overall health and well-being of some CalOptima member populations. Social isolation is characterized by a lack of social supports and relationships. It occurs for many reasons, including language barriers, immigration status, age, ability and sexual orientation. In focus groups, members described how feelings of being disconnected from the community can lead to depression, lack of follow-up with health care or service providers, and negative health behaviors. In the survey, 10 percent of all respondents indicated that they felt lonely or isolated. Yet there were higher rates among certain populations, with loneliness and isolation affecting more speakers of English (13.5 percent), Korean (12.2 percent) and Farsi (18.2 percent) (Exhibit 4).



Environmental factors also contribute to social isolation and other negative health behaviors, such as lack of physical activity. Focus group participants discussed feeling unsafe in their neighborhoods, which caused them to stay inside or to avoid nearby parks and/or other common spaces.

In addition, lack of affordable housing was a major concern to MHNA respondents, and it resulted in living in overcrowded households, neighborhoods with high crime rates, areas with poor indoor and outdoor air quality, and in the most extreme cases, homelessness.

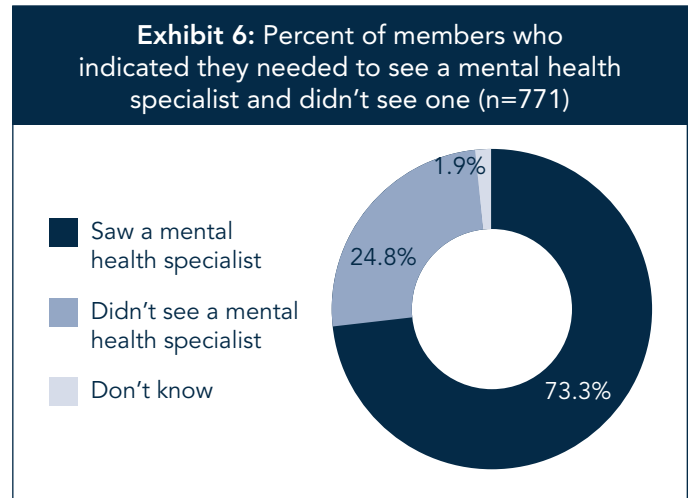
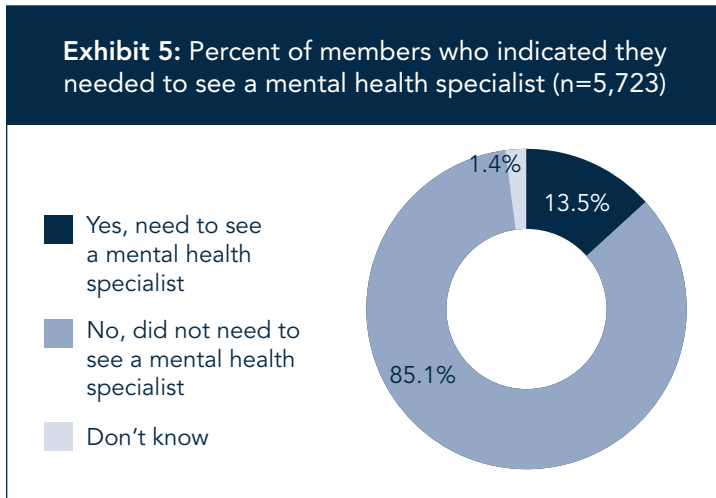
Bright Spot: CalOptima members care about their health and understand the importance of seeking treatment, eating healthy and being active. However, environmental circumstances, such as financial stress, social isolation and related conditions, make it challenging for members to make their health a priority, not a lack of knowledge or concern.

Opportunity: CalOptima has already taken steps to strengthen the safety net for members by expanding access to primary care services and will be releasing grants to support programs designed to address social determinants of health. The MHNA data reaffirms this strategy and suggests efforts to expand this work would positively impact health outcomes in the long run. CalOptima can ensure that providers and community partners understand the social and economic issues that members face and how to adapt health care services accordingly.

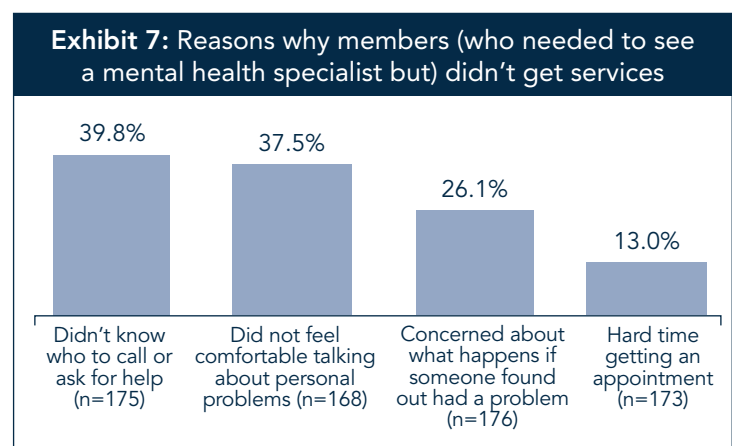
KEY FINDING: MENTAL HEALTH

Lack of knowledge and fear of stigma are key barriers to using mental health services.

About 14 percent of members reported needing mental health services in the past year (Exhibit 5). However, local and national data suggest that the need for mental health services is likely underreported and underrecognized. Among those reporting a need, nearly 25 percent did not see a mental health specialist (Exhibit 6). Members did not seek mental health services for several reasons (Exhibit 7), including not knowing who to call or how to ask for help making an appointment (39.8 percent), not feeling comfortable talking about personal problems (37.5 percent) or concern that someone would find out they had a problem (26.1 percent). These factors, along with data gathered from key stakeholder interviews and focus groups, reflect a fear of stigma associated with seeking mental health services.



Fear of stigma is more prevalent among certain language groups. For example, Chinese-speaking members were more likely to indicate discomfort talking about personal problems and concern about what others might think if they found out about a mental illness than other language groups, followed by Korean-, Vietnamese- and English-speaking members. Conversations with community members and service providers offered cultural context for these findings as many stakeholders described prevalent feelings of shyness, avoidance and shame around discussing mental health issues, let alone seeking care.



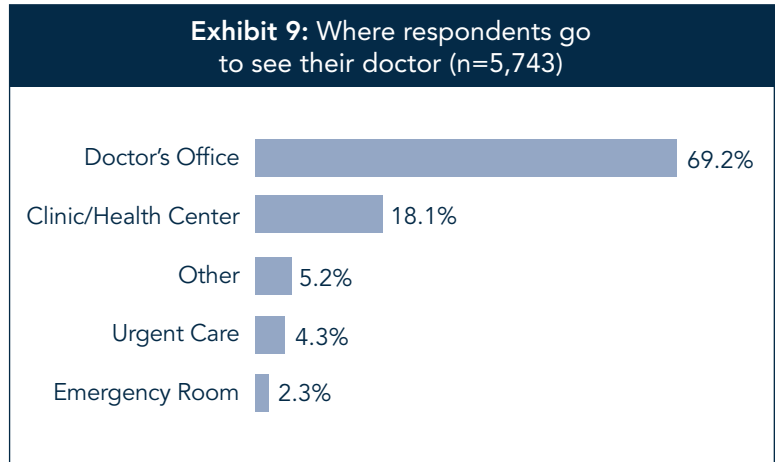
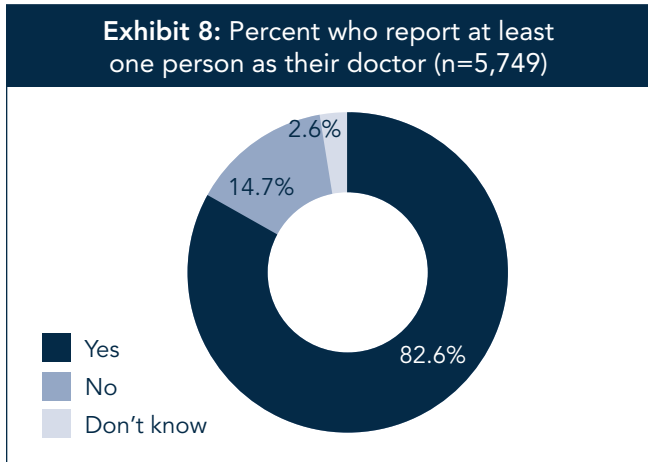
Bright Spot: CalOptima provides access to mental health services, which meets a clearly established need. Although members needing mental health services do not always connect with providers, many do not do so because of a lack of knowledge, an issue that can be addressed through strengthened connections with existing systems.

Opportunity: Although mental health services are covered by CalOptima, fear of stigma may prevent members from seeking services. This presents an opportunity for CalOptima to continue to provide culturally relevant education around mental health to improve understanding of available services and to address fear of stigma many people face. Community partners with deep knowledge of specific cultural communities are eager to offer support that would increase the use of mental health services.

KEY FINDING: PRIMARY CARE

Most members are connected to primary care, but barriers can make it challenging to receive timely care.

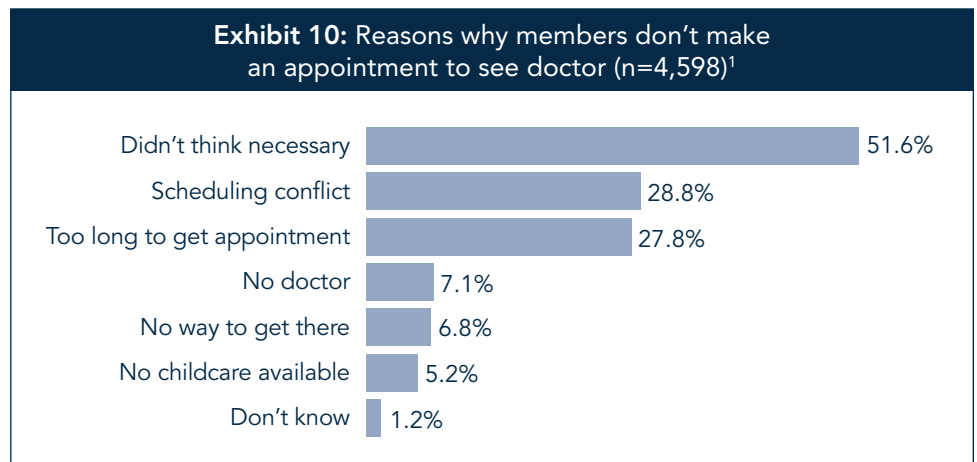
The majority of CalOptima members indicated that they are connected to at least one primary care doctor (82.6 percent), and most go to a doctor's office (69.2 percent) or clinic/health center (18.1 percent) when they need medical attention (Exhibits 8 and 9). However, navigating the health care system can be challenging, and significant barriers make it difficult for people to seek or follow through with care when needed.



Focus group participants also described frustration at being redirected when they call to make an appointment and challenges finding the right doctor to meet their needs, such as for a child with developmental delays. Additional barriers, such as months-long wait times to get an appointment, limited hours of operation and inefficiency of public transportation, can make it difficult for people to receive care when needed. When asked why they don't make an appointment to see a doctor, 27.8 percent of CalOptima members indicated that it takes too long to get an appointment while 51.6 percent of members did not think it was necessary to make an appointment (Exhibit 10).

Bright Spot: CalOptima members have access to more than 1,500 primary care providers and 6,200 specialists, as well as 14 different health networks. And staff members are dedicated to continually engaging and educating these providers and networks to ensure they are ready to deliver the care needed by members.

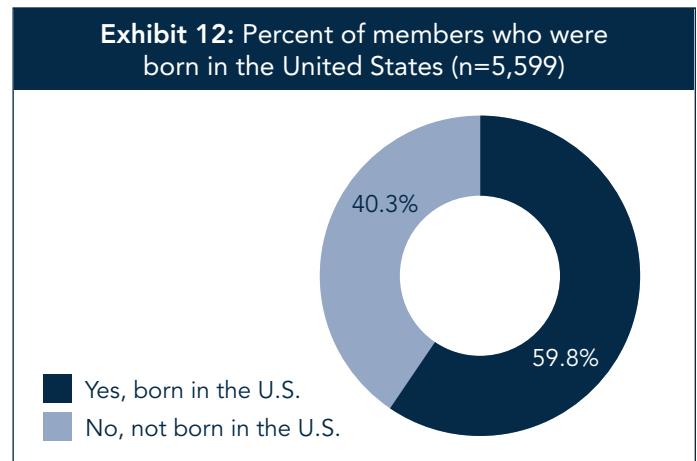

Opportunity: The challenge of maintaining a robust provider network never goes away, and CalOptima must carefully monitor members' access to care. The provider community may be ready to embrace innovations that enhance access, such as extended hours, weekend operations or telemedicine visits, to expand the options for members.



KEY FINDING: PROVIDER ACCESS

Members are culturally diverse and want providers who both speak their language and understand their culture.

CalOptima members hail from around the globe, reflecting the rich diversity of Orange County's population. In total, 40.3 percent of respondents were born outside of the U.S. and 23.6 percent indicated that they don't speak English well (Exhibits 11 and 12). Among non-English speakers, more than 50 percent were born outside of the United States and many are still acculturating to life in the U.S. This presents challenges when finding a well-paying and fulfilling job, safe and affordable housing, and healthy and familiar food. It also affects the ways members interact with the health care system. In fact, those born outside of the U.S. were significantly less likely to have a doctor and more likely to report feeling lonely or isolated.



Further, they report having to adapt to new ways of receiving medical care. Some focus group participants shared that they did not understand why they must wait so long to see a doctor, as it is not this way in their country of origin. Others shared that cultural beliefs and practices made them uncomfortable and often unwilling to see a physician of the opposite gender. In addition, members and key stakeholders indicated that it can be challenging to seek medical care from providers who do not speak members' preferred language, which leads to issues with communication and comfort level. Although many stakeholders highlighted the availability of translation or interpretation services, such services do not always meet members' needs, especially when limited by short appointment times and when sharing sensitive information.

Bright Spot: CalOptima provides services and resources to members in seven languages² and can connect members to translation and interpretation services in any language when needed. Members appreciate that CalOptima recognizes the importance of providing care in familiar languages, and they also highly value providers who are sensitive to the cultural norms and practices of their homeland.

Opportunity: CalOptima has an opportunity to build its existing resources and deepen cultural competence of providers and services. CalOptima can engage partners in culturally focused community-based organizations to tailor and implement trainings for providers around specific populations. Trainings can build language and sensitivity skills and increase knowledge in areas such as ethnopharmacology (variations in medication responses in diverse ethnic populations). This can strengthen the workforce and improve member/provider interactions overall.

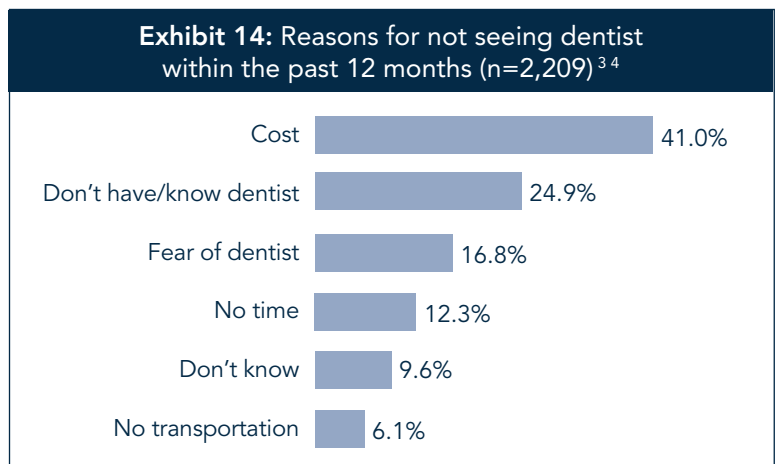
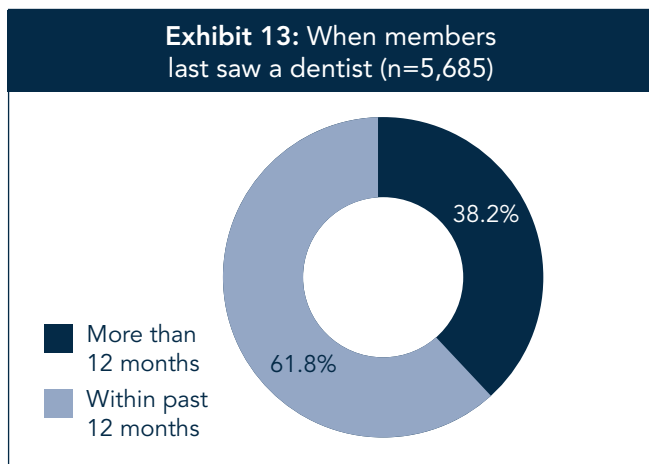
KEY FINDING: DENTAL CARE

Many members are not accessing dental care and are often unsure about what dental services are covered.

The gap in dental health care is striking and pronounced; 38.2 percent of members indicated they had not seen a dentist within the past 12 months (Exhibit 13). Among those individuals, 41 percent cited cost as the main reason they did not see a dentist (Exhibit 14). Members expressed confusion about dental care benefits available to them via Medi-Cal/Denti-Cal, and they said they would be more likely to seek out a dentist if they knew some of their visits were covered.

Bright Spot: Members in all CalOptima programs are eligible for routine dental care through Denti-Cal, and members in OneCare and OneCare Connect have access to supplemental dental care as well. Better yet, for 2018, California restored additional Denti-Cal benefits, expanding the covered services even further. The challenge is ensuring that members know about these benefits and then actually obtain the services.

Opportunity: To boost the number of members receiving dental care, CalOptima will have to first raise awareness about the availability of services and correct misperceptions that dental care comes at a cost. Further, to remove barriers to care and expand access, the community may embrace the use of alternative providers, such as mobile dental clinics, or the option of co-located dental and medical services.



Endnotes

¹ Members could choose multiple answers; thus, the total does not equal 100 percent.

² CalOptima provides bilingual staff, interpreter services, health education and enrollment materials in seven languages, including English, Spanish, Vietnamese, Korean, Farsi, Chinese and Arabic.

³ Members could choose multiple answers; thus, the total does not equal 100 percent.

⁴ Only reported those who have not seen a dentist within the past 12 months.